



Sede Legale ed Amministrativa / Headquarters
CEFLA s.c.
Via Selice Provinciale, 23/a
40026 Imola (BO) - Italy
t. +39 0542 653111
f. +39 0542 653344
sternweber@sternweber.com
sternweber.com

Stabilimento / Plant
Via Bicocca, 14/C
40026 Imola (BO) - Italy
t. +39 0542 653441
f. +39 0542 653601

04/2019 S300GB191500

According to the standards in force, in extra-EU areas the availability and specifications of some products and/or characteristics may vary. Please contact your local distributor for further information. Due to our policy of constant technological upgrading, technical specifications may be subject to change without prior notice. avviso.

THE EVOLUTION
OF PERFORMANCE

STERNWEBER.COM



S300



**YOUR
TALENT
INSPIRES
US**

INNOVATIVE CONTROL

Control is crucial for dentistry practitioners. That's why the S300 incorporates the latest dental technology, such as the new 7" multitouch display with a powerful microprocessor that maximises control of dynamic instruments and integrated systems.

ERGONOMICS AND COMFORT

In addition to the modern compactness of both the dental unit and the contemporarily styled patient chair, the S300 has been designed to offer the dental team exclusive ergonomics, such as the sliding function, and an unprecedented level of patient comfort.

MULTIMEDIA SYSTEM AND CLINICAL SAFETY

The S300 can be completed with a broad selection of systems integrated into the dental unit. The combination of advanced X-ray diagnostics, an HD image-based communication system and all the certified hygiene devices make the S300 a complete integrated treatment centre suitable for even the most demanding dentist.





 **ALWAYS CONNECTED**

To keep up with the latest technologies, Stern Weber has provided web connectivity for its product range.

This recent innovation gives access to optional digital services - which will improve efficiency at dental surgeries.

When connected to the web through Easy Check, a dental unit can rely on real time remote troubleshooting and technical support service.

In addition, Di.V.A.*, the digital virtual assistant, optimises the workflow of technologically advanced dental surgeries and, via a dashboard, helps dentists monitor their use of the available instruments, analysing surgery efficiency. In larger facilities, it is an excellent tool for managing workloads and for planning maintenance.

*Digital Virtual Assistant



By merging user-friendliness with precision control, the Full Touch control panel is ideal for clinical specialisations and precision control

The Full Touch panel is an interface with a 7" touch screen and can, on the S300 Continental, be positioned vertically or horizontally thanks to the accelerometer. Easy to use, it displays all the information clearly and provides dentists with a vast array of personalisation options. Both the as-standard Clinic version and the optional Multimedia version of the control panel let users update dental unit functions over time with ease. Designed for clinical environments, it is resistant to impact, water and contaminants from the oral cavity.

Two Full Touch control panel versions

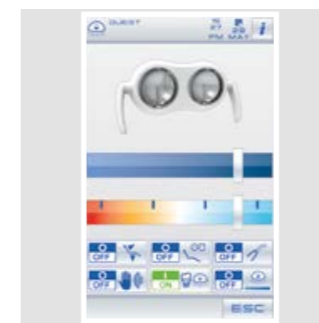
On the Clinic version the control panel shows data relative to conservative, endodontic and implant treatments and lets users control patient chair movement and manage the integrated hygiene devices.

The large 7" touch screen ensures excellent visibility from any angle while HD performance optimises image and video display on the Multimedia version.



Smartphone-like friendliness

Clear, intuitive graphics to help speed up treatment times. Smartphone-like operation makes for an extremely simple, up-to-the-minute user experience.



USB connection and multi-profile management

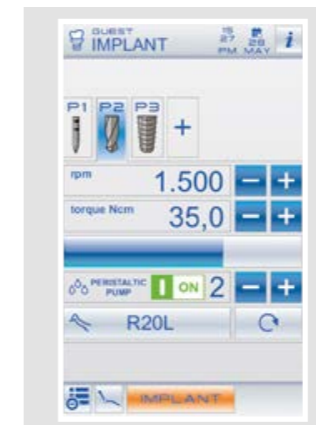
The Multimedia version of the control panel has a USB port to upload/download diagnostic images (where the integrated multimedia system is present). For large multi-dentist clinics or single-dentist surgeries that make use of external consultants, dentists can set their own parameters and save them directly on the control panel or, on the Multimedia version, on a USB storage device. Just one click, and users can call up their individual profiles as and when needed.



Instruments, functions and integrated devices for implantology and endodontics

The dental unit incorporates all the elements needed to perform specialist treatment. With the i-XS4 micromotor, dentists can switch from conservative mode to ENDO or IMPLANT mode at any time. User-friendly controls, personalised parameters for one or more dentists, data displayed on the control panel. The Full Touch panel with 7" display becomes an interface dedicated to the treatment in progress. Both modes provide useful support during treatment, saving time and speeding up workflows.

With the dedicated contra angle, the apex locator allows the apex distance to be displayed during the root canal instrumentation phase. The nearing of the apex is also indicated by warning buzzers. To enhance safety, micromotor rotation is automatically disabled when it is reached. As an optional, the i-XS4 micromotor can provide reciprocating movement with alternating rotation, to perform treatment with the relative files.



Implantology

Integration of systems for implantologists - which can be managed via the control panel or dental unit foot control - does away with the need for space-consuming stand-alone devices. Dentists can easily set and save clinical parameters for each stage of implant site preparation and implant placement.



Peristaltic pump

Controlled via the Full Touch control panel, integration of the peristaltic pump on the dentist's module eliminates the need for any further modules or carts around the patient chair.



i-XS4 micromotor

The i-XS4 is suitable for implant surgery. The software allows precise, safe control of speed and torque (which, with the EVO R20L surgical contra angle with 20:1 ratio, can reach 70 Ncm).



ENDO database

A pre-loaded endocanal bur library is available to the dentist, who can perform treatment with either traditional or reciprocating instruments. The application that allows reciprocating movement is optional.



Endodontics

If, in endodontics mode, the selected file is on the database, the software automatically sets the torque/speed ratios; alternatively, these can be set by the dentist as per personal requirements.



EVO E4 contra angle

Featuring a 4:1 ratio specific for endodontics, the EVO E4 contra angle can be autoclaved and heat-disinfected. The miniaturised head makes access to the treatment zone easier. Recommended for endodontic treatment in reciprocating mode and with use of the integrated apex locator.



Cutting-edge instruments that benefit from precise settings and user-friendly control

All Stern Weber instruments are designed together with the electronics that controls them. This gives dentists the advantage of maximum performance and the ability to personalise the dental unit. Total integration and consequent control via the Full Touch panel provide dentists with an opportunity to express their potential in all clinical areas. Advanced controls ensure precise management of instrument settings, which can be personalised and saved for one or more users.



SC Scalers
Ultrasound scalers, compatible with the best commercially available tips, for supragingival prophylaxis and periodontal tasks. Also suitable for the preparation of small cavities and usable in endodontic root canal cleaning techniques. Available with or without LED lighting.



T-LED
Patented instrument with 180° ergonomic rotation. Features 6 polymerisation and bonding programmes with immediate or gradual start. Does not cause composite shrinkage.



Turbines and contra angles
Six silent yet powerful models of highly advanced turbine, plus a broad range of ergonomic contra angles that meet all clinical needs, from conservative dentistry to implant surgery and endodontics.



i-XS4 micromotor
Extremely powerful, light and versatile, the i-XS4 is suited to conservative and prosthetic dentistry, endodontics and implantology. Fully autoclavable.



The Venus LED MCT is a major step forwards in the development of clinical lighting

With a Colour Rendering Index (CRI) of over 95, a factor that allows ultra-high colour fidelity, the as-standard operating light on the S300 offers adjustable light intensity up to 50,000 Lux. Users can select the right lighting for their specific clinical disciplines by setting one of three different colour temperatures via the instrument panel or directly via the handle keys.

A broad spotlight and excellent depth of field limit the number of times the dentist has to reposition the lamp during treatment. What's more, "composite"

mode can be activated quickly - also via the no-touch sensor - to prevent premature composite polymerisation.



Targeted lighting, advanced versatility

The Venus LED MCT responds to every need with a specific setting. There are three different settings, optimised for different circumstances: 4300K warm light for surgical treatment; 5000K neutral light for conservative work; 5500K cool light for realistic colour capture.

Composite mode

Working in "composite" mode ensures good visibility within the operating area without interfering with composite polymerisation.



Designed to provide maximum operating convenience, the Continental offers outstanding flexibility

Designed to meet the dentist's every ergonomic need and take into account the presence/absence of an assistant at the patient chair, the S300 Continental offers outstanding flexibility. Now lighter with more compact geometry, the dentist's module can reach any position with minimum effort. The pneumatic brake - activated and deactivated via the on-handle sensor - allows easy height adjustment. Instrument lever height has been reduced to minimise interference with the light in the work zone. The arm system has been designed to allow transthoracic rotation so the dentist's module can be positioned on the assistant's side.



Arm compactness

The arm system has been designed to minimise the overall bulk of the S300 and make module positioning easier. Lightness and fluidity of movement ensure exceptional handling.



Compact tray

The stainless steel tray is conveniently housed under the module. Position-adjustable, it can easily be used by either dentist or assistant. A compact tray of minimum size and bulk is available as an alternative.



Instrument excursion

Generous instrument tubing excursion ensures improved comfort in all operating positions around the patient.



SideFlex instrument levers


Removable instrument levers equipped with swing joints that allow lateral movement are available as an optional; these levers alleviate wrist fatigue and are self-balancing.



With the S300, the International module can reach every working position with the greatest of ease

Thanks to the design of the fixed cast aluminium arm and the excellent mobility of the pantograph arm, dentists who work in the 12 o'clock position can effortlessly access all the instruments, ergonomically arranged on the module. The large display includes controls for patient chair movement, instruments and integrated systems.

Thanks to carefully designed instrument holders, all instruments benefit from secure support and are arranged so they can be gripped with ease.




Tray holder
Large transthoracic tray holder (optional) mounted on the International module. The tray holder can be positioned as desired for greater comfort.



Sixth instrument
The international dentist's module can be completed with an optional sixth instrument: camera or T-LED light.



X-ray viewer
The optional backlit X-ray viewer can be used to display all X-ray images, including panoramic ones.



Removable handle
The practical handle can easily be removed for cleaning purposes.




Patient well-being is the first step towards patient loyalty

From a patient's viewpoint, the approach taken by the dental staff, the positive outcome of treatment and even the simple sensation of feeling relaxed in the surgery are all good reasons for returning. The new patient chair provides extremely comfortable support. Other key features include hard-wearing upholstery, a lift capacity of up to 190 kg and a safe motor system. Gentle movement and zero vibration relax patients, keeping any pre-treatment anxiety at bay.



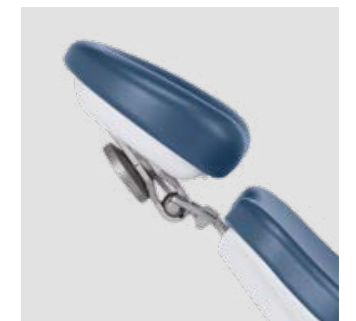
Memory Foam
Exceptional comfort and proper anatomical support thanks to special upholstery options.



Standard backrest
Shaped so that dental staff can move closer to the patient during treatment. Suitable for adults, children and any treatment type.



Nordic backrest
Ensures lasting comfort during protracted treatment sessions and shaped to aid dentists who work in 'indirect vision' mode.



Atlas
The headrest that follows the patient's anatomy. Ultra-simple fingertip release of the pneumatic lock allows orbital movement to achieve perfect positioning, vertical adjustment included.



Innovative, exclusive patient chair movements make treatment more practical

The patient chair horizontal "sliding" movement can be synchronised with backrest movement or executed independently of it. Where synchronised with backrest movement, horizontal sliding minimises any compression or stretching of the patient's back and provides extra operating space for dentists who work in the 12 o'clock position. Horizontal displacement of the seat sees the dentist gain an equal amount of operating space behind the patient's head, a considerable advantage where space is at a premium. Moreover, no repositioning of the light is needed to keep the beam over the operating zone. This synchronised movement allows backrest tilt to be adjusted while keeping the oral cavity under the operating light beam. It also makes use of the microscope easier.



Multi-Function foot control
Cutting-edge device that lets dentists control Chip Air and Chip Water functions on the instrument in use, invert micromotor rotation (when extracted), control patient chair movement and switch on the operating light. Cabled and wireless versions available.



Pressure-operated foot control
Offering the same performance as the multi-function foot control, this unit offers different ergonomics for those who prefer a pressure-operated approach. Both devices provide, in surgery mode, peristaltic pump on/off controls. Cabled and wireless versions available.



Power Pedal
This third foot control model offers different design and ergonomics. It provides the same functions as the more classic models.



Involvement that leads to consent is to everyone's advantage

In addition to a latest-generation HD camera, the integrated multimedia system provides the dentist with a Full HD 16:9 flat-screen, tilt-adjustable medical monitor with a resolution of 1920 x 1080 pixels. Ready for cable connection to a PC, the 22" high-contrast LED monitor has an IPS panel that significantly broadens the screen viewing range, allowing images to be seen comfortably from any angle. The video camera aids dentist-patient communication and, thanks to slender handpiece design, can reach distal zones with ease. Excellent depth of field avoids any need for manual focusing.



C-U2 HD camera
Shows HD images directly on the integrated monitor and the Full Touch Multimedia control panel. Speeds up diagnostics and generates material with which to document treatment and complete clinical reports.



Macro Cap
An extremely useful accessory, Macro Cap can magnify up to 100x in ultra-high resolution. Three additional, high purity glass lenses optimise lighting of details located close to the optical unit.

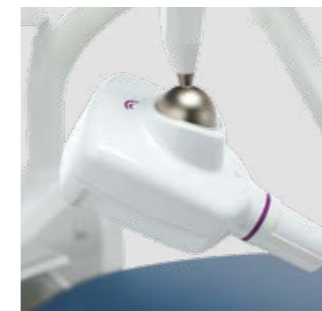


22" LED Monitor
93/42/EEC certified, the monitor is also available in the multitouch version; the screen can be positioned as desired.



Everything needed for onboard X-ray diagnostics, without external systems or films that need developing

Integrating a complete system boosts diagnostic potential while shortening treatment times. Featuring advanced technology, the system includes the X-ray unit with digital wireless handheld controller, a LED monitor with optional touch-screen function and a latest-generation digital sensor. The X-ray image can be shown in mere seconds on both the 22" monitor and the 7" display on the Full Touch control panel.



RXDC - HyperSphere technology

Incorporated on the dental unit, the X-ray unit and handheld control unit require no additional installation points. Thanks to a combination of 30 cm collimation and a 0.4 mm focal spot, parallelism is excellent and images are pin sharp. Locked and unlocked by touch-sensitive pads, the tube head rotates freely around the spherical joint.

Zen-X X-ray sensor

Extractable sensor with USB lead located on the dentist's module, can capture high-resolution images with minimal radiation dosage. Able to be sanitised, the sensor comes in two different sizes and is IP67 certified against water and dust infiltration.



Systems that have passed strict efficiency tests at major Italian universities

Free to configure their dental units with a broad range of active devices, dentists can control their every aspect via the Full Touch control panel with ease. The user-friendly interface helps users manage maintenance and daily disinfection of water circuits. While the W.H.E. - a continuous sanitisation system compliant with European standards and DVGW certified - is automatic, it is

possible to personalise the settings of all the other devices.



The efficiency of combined systems

The **BIOSTER** system carries out automatic end-of-session spray water circuit disinfection cycles. Tests performed by the **Sapienza University of Rome** and the Department of Public Health and Paediatrics of the **University of Turin** have shown that combining execution of a daily BIOSTER intensive disinfection cycle with use of the W.H.E. system results in the complete absence of bacterial load in the cooling liquids delivered by the instruments.



I.W.F.C.

Activated via the control panel, the device ensures tubing is kept clean after the machine has remained idle for a time. Included in the BIOSTER or available separately.



A.C.V.S.

Automatic system that carries out suction system sanitisation cycles between one patient and another. Practical and fast.



W.H.E.

Continuous **Peroxy Ag+** [H₂O₂] based disinfection system and air gap separation device between mains water and dental unit circuits. Acts against all water-borne contaminants, including Legionella.



SANASPRAY

Tank with distilled water as an alternative to mains water.



Designed to prevent the risk of infection

Stern Weber ensures hygiene by using active devices and applying a concept developed during the design stage. All-round protection for dentists, patients and all personnel who come into contact with the dental unit. From removable parts that streamline daily cleaning tasks (e.g. cuspidor bowl and upholstery) to simple-to-sanitise surfaces and a selection of materials that make disinfection easier.



Removable handle
New dentist's module handle can easily be removed for in-depth sanitisation.



Handpiece support
The autoclavable silicone instrument mat can easily be removed to make cleaning easier.



Cuspidor bowl with integrated sensor
The removable glass cuspidor bowl also rotates, ensuring maximum convenience. The cup and bowl fill units can be removed and are autoclavable; an optical sensor regulates cup filling.



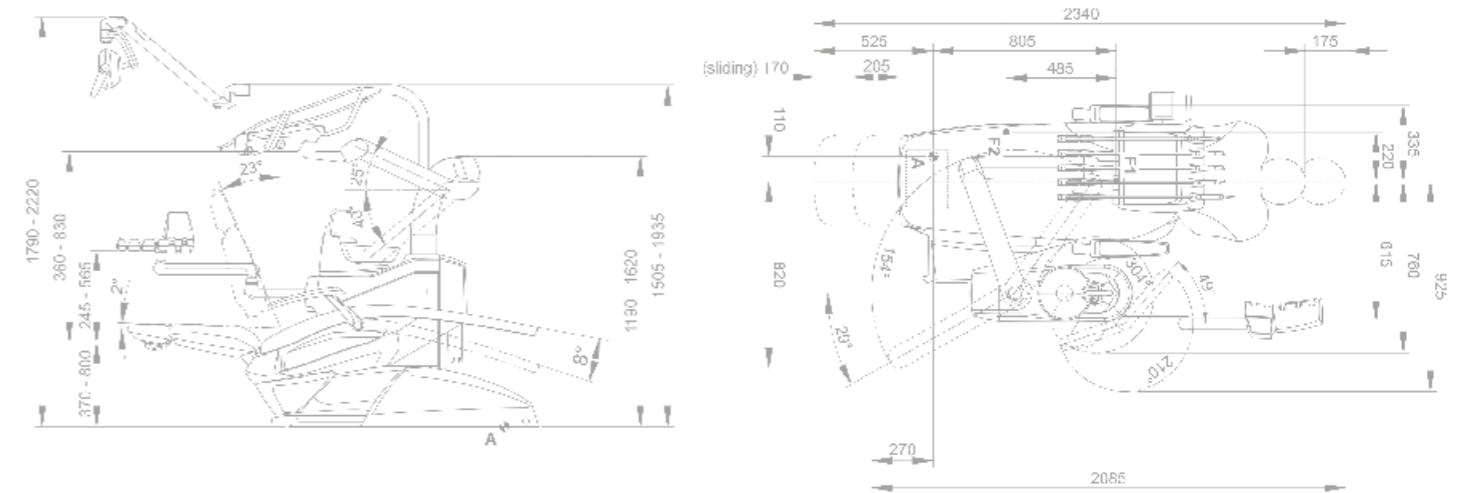
Removable padding
Made of hard-wearing material, the upholstery can be removed to allow thorough cleaning of the patient chair.

S300	CONTINENTAL	INTERNATIONAL
HYGIENE SYSTEMS		
BIOSTER	*	*
A.C.V.S.	*	*
SANASPRAY	*	*
W.H.E.	*	*
I.W.F.C.	*	*
DENTIST'S MODULE		
LEFT SIDE PACK	*	-
Clinic 7" Full Touch display	●	●
Multimedia 7" Full Touch display	*	*
i-XR3 Micromotor with fibre optics (100 – 40,000 rpm, 3.3 Ncm)	●	●
i-XS4 Micromotor with fibre optics (100 – 40,000 rpm, 5.3 Ncm)	*	*
Scaler (with or without f.o.)	*	*
Peristaltic pump kit	*	*
6-way syringe	●	●
Sixth instrument	*	*
Integrated X-ray sensor	*	*
Reciprocating mode module	*	*
Integrated Apex Locator	*	*
UNIT BODY		
Glass cuspidor bowl	●	●
Ceramic cuspidor bowl	*	*
Cuspidor bowl drive system	*	*
Cup fill sensor	*	*
Cup filler water heater	●	●
Spray heating	*	*
Independent cannulae selection	●	●
Suction stop device on chair base	●	●
Multimedia applications wiring	●	●
Assistant's tray holder	*	*
Assistant's module with 3 holders	●	●
Assistant's module with 5 holders	*	*
Venus LED MCT lamp	●	●
PATIENT CHAIR		
SOFT-MOTION movements and Sliding function	*	*
Atlaxis headrest	*	*
Adjustable right armrest	*	*
Left armrest	●	●
Child's cushion	*	*
Multi-function foot control	●	●
Pressure-operated foot control	*	*
Power Pedal foot control	*	*
Wireless multi-function foot control	*	*
Wireless pressure-operated foot control	*	*

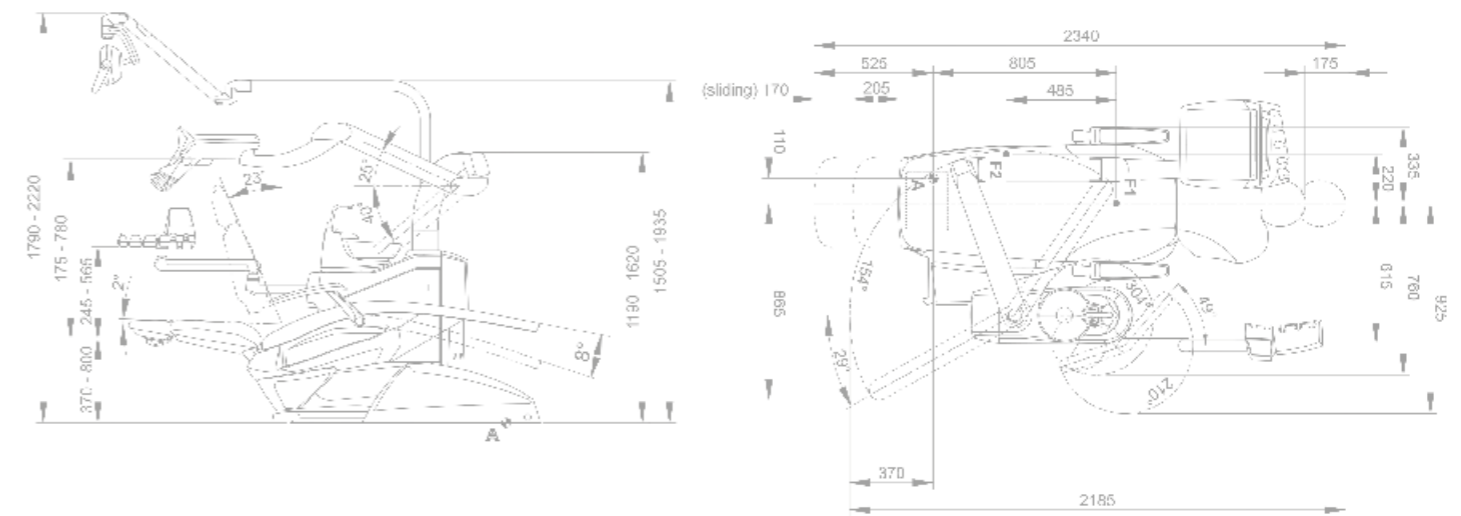
● as standard * optional - not available



CONTINENTAL



INTERNATIONAL



The measurements shown in the drawings are in mm.

